



The Running Dog


This song uses kinetic animations and time contrasts to teach the Present Continuous tense. By pairing rhythmic audio with moving visuals (the dog limbs rotating) and physical imitation, children recognize the "-ing" pattern as an indicator of continuous action without needing grammatical explanations.

Song Lyrics

[Intro] 

"Look at the dog!  What is he doing? 

One, two, three... GO!" 


[Verse 1] 


The dog is RUNNING!  


Run, run, run!


The dog is RUNNING!  


Run with the dog!


(Action: Children run on the spot) 


[Chorus] 

Running, jumping, sleeping too, 

Doing actions, just like you! 

Add the -ING, see the fun, 

Our English lesson has begun! 

[Verse 2] 


The dog is JUMPING!  



Jump, jump, jump!

The dog is JUMPING!  



Jump with the dog!

(Action: Children jump high) 


[Verse 3] 

The dog is SLEEPING!  


Shhh... quiet now.


The dog is SLEEPING!  

Sleep with the dog.

(Action: Children tilt head on hands) 

[Outro] 

"Good job! You are an Action Hero!" 

 Practice these colors and play fun vocabulary exercises on our website:

 [tutorio.org](https://www.tutorio.org)